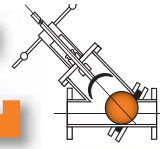


# DUAL



Valves Australasia Pty Ltd

## DUAL VALVE (DFV)



The **DUAL** valve operates on the discharge side of the pump. As the flow through the pipeline starts or stops, the ball automatically rises or falls, opening or closing the valve. The handwheel is there to lock the ball in position. ***The handwheel can be used to isolate, but with back pressure.*** The Dual valve can work in the horizontal and vertical position.

### FEATURES

The Dual Valve is the only proven maintenance and trouble-free slurry valve in the world with all these features

- Rotating and floating ball which self-adjusts to flow.
- Self-cleaning, due to the freely rotating ball.
- Long ball life, due to ball rotation.
- Replaces two valves: check valve and either a gate, knife gate, pinch or diaphragm valve.
- Full port opening - no obstruction to the flow.
- Virtually no pressure drop which eliminates water hammer.
- Long seat life - seats are out of the flow and can be rotated in-line to increase seat life fourfold.
- Easy maintenance - seat and ball can be inspected or replaced without removing the Dual Valve from the pipeline.
- Indicator to show valve in open or closed position.

- Virtually maintenance free because of the simple design.
- ***Simple manual operation - manual handwheel is standard and automatic actuators are not required (but can be fitted).***

### PRODUCT SPECIFICATION

- Valve housing is constructed of high quality carbon steel. Stainless steel is an option.
- Valve housing can be natural rubber lined. A range of elastomer grades is available for corrosive duties (URETHANE, Ceramic, etc.)
- Ball is made of hollow carbon steel and is urethane coated. Other elastomers are also available. (Stainless Steel for High Pressure)
- The seat is made in special Abrasion Resistant AR Steel (500 Brinnell hardness), URETHANE or Stainless Steel and is replaceable.
- Flanges comply with AS, ANSi, DIN, SABS or BS.
- The ball locking spindle mechanism is made in stainless steel as standard.
- Working pressure standards are: 16, 25, 40, 60, 80 and 100 bar
- Operating temperatures to 80°C. Higher conditions are possible if the valve is constructed from suitable material.

**Flushing port:** All valves have a minimum of one purge: one in lower body and one in bonnet area.

**PVC bellows:** Optional.

### MINING APPLICATION



## ACTUATORS

All types of actuators can be fitted, electric, gearbox, hydraulic, pneumatic and handwheel.

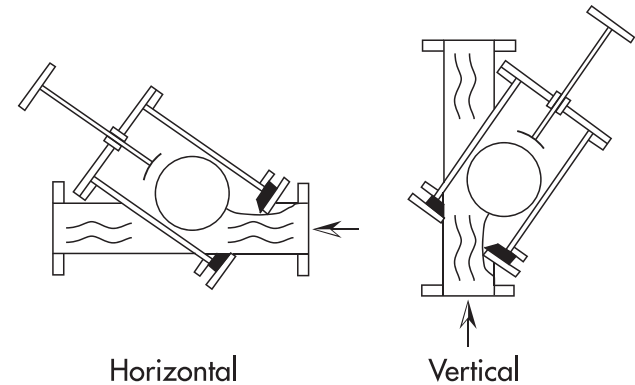
## FULLY AUTOMATIC OPERATION

### Fully open position

With the handwheel wound up the ball lifts completely out of the flow.

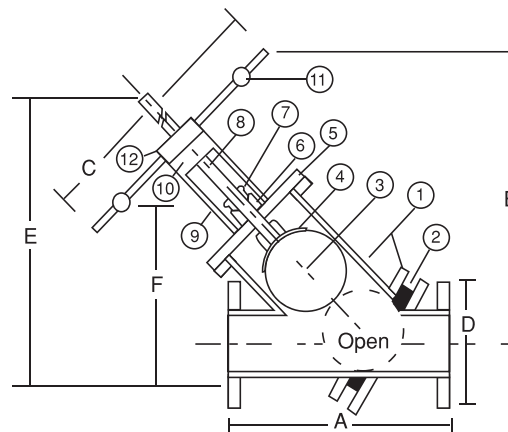
### Closed, or reflux position

As the flow reduces and the pressure drops the ball falls and positively locates in the seat.



Horizontal

Vertical



Dimensions and weights are for guidance only - detailed dimension drawings available on request. All dimensions are in millimetres, unless stated.

Size in mm	A	B	C	D	E	F	KGS DFFV
80	500	420	300	200	390	300	83
100	640	590	350	235	640	400	120
150	780	780	740	300	840	440	215
200	930	1020	840	350	1050	560	300
250	1070	1220	840	423	1170	720	370
300	1120	1220	840	485	1500	930	440
350	1460	1420	990	555	1580	930	500
400	1680	1560	990	597	1900	1150	760
450	1680	1662	990	635	2300	2000	870
500	1680	1900	1220	698	3302	2000	1500
600	1880	1900	1220	698	3302	2000	2000

	Part	Description
1	Body	Carbon Steel / Stainless Steel
2	Body Seat	Abrasion Resistant AR Steel, S.S. or Urethane
3	Ball	Solid S.S. or Steel W/Urethane or Viton Coating
4	Ball Control	Mild Steel / Stainless Steel
5	Bonnet	Mild Steel / Stainless Steel
6	Packing	Graphite in Rope
7	Gland	S.S./Carbon Steel
8	Spindle	Stainless Steel
9	Yoke Assembly	Mild Steel / Stainless Steel
10	Spindle Nut	Bronze
11	Handwheel	Carbon Steel / Stainless Steel
12	Handwheel Nut	Carbon Steel / Stainless Steel



### Applications:

- Mining and mineral processing
- Power generation
- Sand and gravel
- Chemical and soda ash
- Pulp and paper
- Environmental and Effluent

CORPORATE HEADQUARTERS:  
4 GARINO RISE  
WANGARA  
WESTERN AUSTRALIA 6065  
website: [www.dualvalves.com](http://www.dualvalves.com)



PO BOX 1029  
JOONDALUP DC 6919  
TEL: +61 8 9409 9091  
FAX: +61 8 9408 0095  
[sales@dualvalves.com](mailto:sales@dualvalves.com)